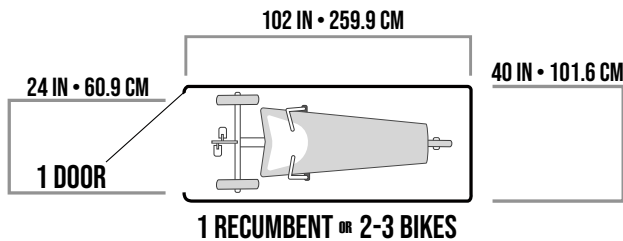
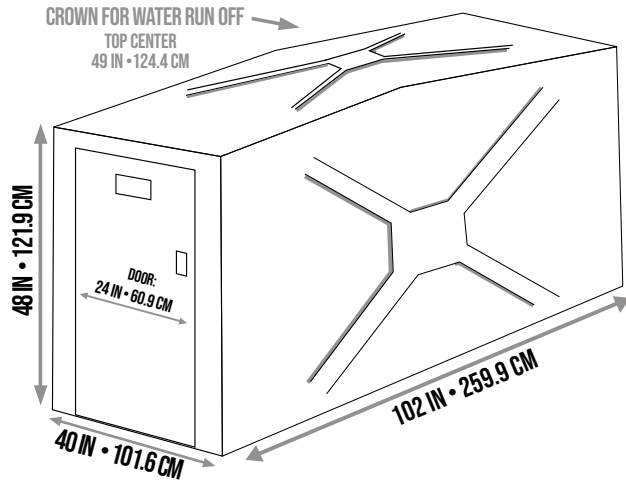


Bike-Shell™ Model 301WL

NO ASSEMBLY REQUIRED



Product Bike-Shell™ Model 301WL

Capacity 1 door/1 Recumbent Bike

Materials Locker shall be manufactured of molded fiberglass reinforced plastic composite with a smooth “X” and “Y” pattern on stippled walls and top, with smooth door frame and stippled door. Material shall be E-glass and polyester resin at 35% ratio.

Tensile Strength, 18,000 psi. Locker shall be one piece with no external or internal frame and no seams or joints on tops or side walls. Material shall withstand over 300 lb/sqft on roof and 200 lb/sqft on walls/doors.

Roof shall be crowned for water run-off and all corners shall have a smooth radiused finish. Finish of UV stabilized gelcoat does not need painting, allows solvent removal of graffiti and is resistant to impact and UV damage.

Setback Please allow 5ft clearance for door

Hardware High quality custom continuous door hinge will not rust. All fasteners on locking system shall be zinc plated or better. Locker shall anchor in all four corners through base flanges using expansion anchors.


Standard Options - Please make a selection for Lock Type and Color from the options below.

Locks **2 Standard Lock Options (No charge)**

- Fort Lock 7 pin tumbler Pop Out “T” handle locks with three keys and removable lock cylinders. Internal locking hardware consists of three plated hardened steel cams controlling an extruded aluminum locking bar which engages the door frame over three foot span.

- Heavy duty stainless steel Padlock/U-Lock handle will accommodate high security Padlocks and U-Locks. For U-Locks from ½” to ¾” Diameter. Padlocks and U-Locks not included.

Color **2 Standard Color Options (No charge)**



Tan



Medium Grey



T-Handle



Padlock/U-Lock Handle

Bike-Shell™ Model 301WL

NO ASSEMBLY REQUIRED

ACCESSORIES – ADDITIONAL CHARGE WILL APPLY

✓	Part #	Description
	PN#012	Abloy lock core for Chrome T-Handles. Comes with 3 keys per lock and 1 master key per order. *Upgrade for 300 series only
	PN#015	Abloy lock core with Stainless Steel T-Handle. Comes with 3 user keys per lock and 1 mater key per order. *Comes as a standard lock option for 350 series
	PN#019	DigiLock - Keypad or RFID card reader lock. *Locks are not weatherproof*
	PN#200	AmeriLok - Bluetooth App Lock: This system allows you to set and collect usage fees from users, issue refunds, reconcile transactions, and receive deposits automatically.
	PN#020	Number plates on doors *Comes as a standard lock option for 350 series
	PN#030	Louvered vents on doors *Comes as a standard lock option for 350 series
	PN#035	"High Flow" Ventilation System - Solar-powered ventilation 24/7
	PN#040	Gear hooks – 2 hooks per door
	PN#068	Locker Floor
	PN#073	12" x 12" Safety-View Window on door <input type="checkbox"/> Acrylic <input type="checkbox"/> Perforated Steel
	PN#074	16" x 36" Safety-View Window on door <input type="checkbox"/> Acrylic <input type="checkbox"/> Perforated Steel
	PN#080	Perforated steel Safey-View exterior locker walls
	PN#101	350 series accessories upgrade: Includes all accessories on the model 351: Adjustable anchor brackets, stainless steel hinge, vents on doors, number plates and gear hooks.
	PN#102	350 series lock and accessories upgrade: Includes SS T-Handle and all accessories on the model 351: Adjustable anchor brackets, stainless steel hinge, vents on doors, number plates and gear hooks. Lock comes 3 keys per lock and 1 master key per order.
	PN#OU301	e-Bike Charging - GFCI outlet(s) with weatherproof cover and conduit come pre-installed with this upgrade. For 300 series only. Does not include wiring, conduit included on 302 only. *Outlet will need to be wired by licensed electrician.
	WD300	35"W door opening option
	Custom Color	Custom Color match or color chosen from our optional color chart. Include color reference
	Logo	Custom logo. Include logo reference
	PN#SS300	Stainless Steel hardware upgrade for "salty air" climates. Includes stainless steel hinge, bolts and nuts.
	PN#WS01	Weather stripping for locker door. Includes foam and door sweep. Locker floor not included and must be added separately.