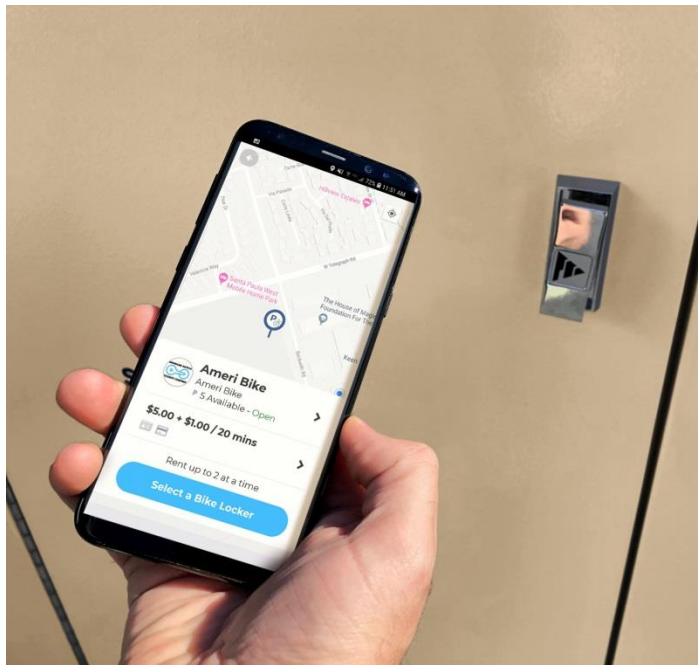




AmeriLok™




Powered by the Movatic App



Secure your bike with your smartphone using Bluetooth!

Make bike lockers more accessible! With the Movatic app, anyone with a smartphone is able to use your system. Concerned about security? The admin control feature allows you to grant and restrict usage.

- Immune to drilling & picking
- Eliminates lost key change out activity
- Durable motorized latching/unlatching
- Operated with bypass key
- Record activity
- Highlight non-conformance
- Sort data



American Bicycle Security Company

P.O. Box 7359

Ventura, CA 93006

Ph: (800) 245-3723 or (805) 933-3688

Fax: (805) 933-1865

www.ameribike.com

Email: turtle@ameribike.com

AmeriLok™ - Bluetooth



System Management Options:

1. Free
2. Paid
3. Membership

Key Features:

- Android & iOS Apps: Easily find, rent, unlock, & pay.
- In-App Branding: Upload your logo, brand colors and banner images to customize your in-app rental experience and build your brand.
- Admin Tools: Use Movatic's admin app and website to easily manage your system. Respond to user issues, set pricing, maintain bikes, and track the system's performance.
- Booking & Billing: allows you to set and collect usage fees from users, issue refunds, reconcile transactions, and receive deposits automatically.
- Real time reporting: keeps you updated on system rentals, users and service requests.
- Number Plates on doors
- Customize user rental plans.
 - Rent out lockers for free
 - Charge for rental
 - Offer free time or discount codes



*A one-time system set up fee and one year service agreement will be billed separately by Movatic

Creating Stations:

- Allows you to create stations or banks of lockers at one or multiple locations.

Bypass Key (blue):


- 1 included per order. Used as an onsite manager key to get into locker if needed.

Override Battery Pack:

- Battery pack and tool included to override lock when battery needs to be changed.

Battery Life:

- Approximately 12 months. (weather/temperature can effect this)



American Bicycle Security Company

P.O. Box 7359

Ventura, CA 93006

Ph: (800) 245-3723 or (805) 933-3688

Fax: (805) 933-1865

www.ameribike.com

Email: turtle@ameribike.com



Free Use

A free system allows any person with the Movatic app to use an available bike locker for no charge.

Paid Use

A paid system allows any person with the Movatic app to use an available bike locker for a fixed or incremental rate.


Free/Paid Use Instructions

Rent a locker:

1. Make sure your Bluetooth is on
2. Download the Movatic App & Create an Account
3. Open map and select your location
4. Click "Select a Bike Locker" button from below
5. Select an available locker and press "Rent"
 - A. If locker requires payment, you will be prompted to add payment.
6. Once rental is confirmed by pressing "Continue", press "Unlock Now"
7. Place bike and all items into locker
8. **IMPORTANT:** Close locker door and push in T-Handle to lock locker.

Upon return:

1. Make sure your Bluetooth is on
2. Open the Movatic App
3. Click "Active Rentals" from below
4. Select "Unlock" and "Continue".
DO NOT PRESS "END RENTAL" UNTIL ALL ITEMS ARE REMOVED FROM LOCKER
5. Close locker and press in T-Handle to lock
6. Once all items are removed, and locker is locked by pushing in the T-Handle, press "End Rental" to end rental time.



American Bicycle Security Company

P.O. Box 7359

Ventura, CA 93006

Ph: (800) 245-3723 or (805) 933-3688

Fax: (805) 933-1865

www.ameribike.com

Email: turtle@ameribike.com



Memberships

A membership allows only specific people rental access through authorization. There are 3 options for gaining authorization. All options can be set for free rental or paid rental.

1. Administrative Authorization: Admin will have to approve a potential users request for access.
2. Email Authorization: Only users with a specific email domain can be granted access to locker.
3. Password Authorization: Lockers are un-rentable until applicant enters a password created by system administrator. User has access until password changes.


Membership Use Instructions

Using a locker:

1. Make sure your Bluetooth is on
2. Download the Movatic App & Create an Account
3. Open map and select your location
4. Click "Select a Bike Locker" button from below
5. Select an available locker and press "Rent"
 - a. Authorization will be required at this point
 - b. If locker requires payment, you will be prompted to add payment.
6. Once rental is confirmed by pressing "Continue", press "Unlock Now"
7. Place bike and all items into locker
8. IMPORTANT: Close locker door and push in T-Handle to lock locker.

Upon return:

1. Make sure your Bluetooth is on
2. Open the Movatic App
3. Click "Active Rentals" from below
4. Select "Unlock" and "Continue".
DO NOT PRESS "END RENTAL" UNTIL ALL ITEMS ARE REMOVED FROM LOCKER
5. IMPORTANT: Close locker door and push in T-Handle to lock locker.
6. Once all items are removed, and locker is locked by pushing in the T-Handle, press "End Rental" to end rental time.



American Bicycle Security Company

P.O. Box 7359

Ventura, CA 93006

Ph: (800) 245-3723 or (805) 933-3688

Fax: (805) 933-1865

www.ameribike.com

Email: turtle@ameribike.com



Required Information at time of order

1. Who is the admin?

- First and last name
- Email

2. System Type:

- Free
- Paid
- Membership

3. Location:


- Longitude and latitude

4. System name

5. Logo and System Colors

- Logo must be 200 X 200 pixels, Less than 1MB and .PNG format

6. Terms of Service: Examples available upon request.



American Bicycle Security Company

P.O. Box 7359

Ventura, CA 93006

Ph: (800) 245-3723 or (805) 933-3688

Fax: (805) 933-1865

www.ameribike.com

Email: turtle@ameribike.com