




Meter Hitch



Based on our popular Bike Hitch, the Meter Hitch is designed to fit into the streetscape. The Meter Hitch has a minimal footprint and is a bicyclist favorite for its ease of use and solid bike support. Planners appreciate that the design restricts bikes to parking parallel with the rack. Bikes will not interfere with pedestrian right of way or the street.



American Bicycle Security Company

P.O. Box 7359

Ventura, CA 93006

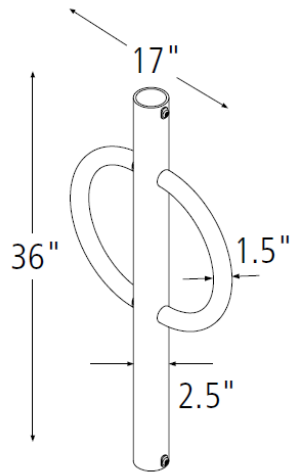
Ph: (800) 245-3723 or (805) 933-3688

Fax: (805) 933-1865

www.ameribike.com

Email: turtle@ameribike.com

Meter Hitch



Product Meter Hitch

Capacity 2 Bikes

Materials Centerbeam: 2.5" schedule 40 pipe

Finishes Standard options: Galvanized Or Powder Coated




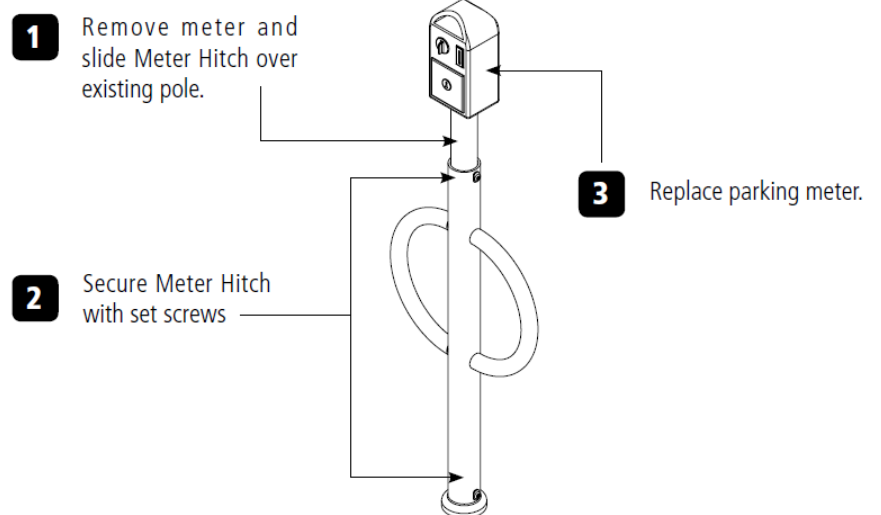
RAL 9005	Flat Black	RAL 9003	RAL 2004	RAL 1023	Bright Yellow
RAL 6016	RAL 6018	RAL 6005	RAL 5005	RAL 5015	Purple
RAL 7011	RAL 7042	RAL 9007	RAL 1001	RAL 8014	Bronze
RAL 3003	RAL 3005				

Also available in Thermoplastic.

Installation Methods Meter Hitch slides over existing 2.38" OD parking meter poles. Two tamper-resistant set screws secure the Meter Hitch to the parking meter pole.



Example of rack in use



American Bicycle Security Company

P.O. Box 7359

Ventura, CA 93006

Ph: (800) 245-3723 or (805) 933-3688

Fax: (805) 933-1865

www.ameribike.com

Email: turtle@ameribike.com